

AMBIUS

Downlight

12W LED

Colour Switchable



True Colour Temperature

3000K

4000K

ADARC12WSRDT-2T
Q5070870

BEFORE STARTING PLEASE NOTE THE FOLLOWING:

- *This product is intended to be fully covered by insulation material.*
- *Insulation material as noted below can abut and cover this luminaire.*
- *This product is suitable for use with building insulation that can safely be continually exposed to temperatures up to 90°C and must withstand a 30 s needle flame test carried out in accordance with AS/NZS 60695.11.5 with the flame applied to all surfaces of the sample. Glass fibre insulation is a suitable insulation for use abutting and covering this luminaire.*
- *Loose fill insulation as defined in NZS 4246 is not permitted to abut or cover this luminaire.*
- *This product is intended for indoor use.*

LUMINAIRE SPECIFICATION:

Model: ADARC12WSRDT-2T

Colour Temperature: 3000k 850 Lumens
4000k 950 Lumens

Dimmable: Yes

Includes driver that can be abutted and covered

Beam Angle: 60 Degrees

Rating: IC-F and IC-4

Wattage: 12W

IP Rating: IP20

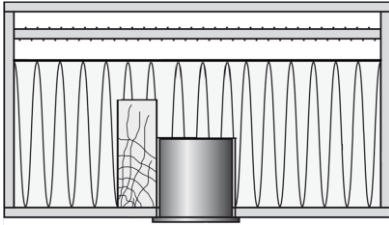
Life Span: L80 54,000hrs

Input Voltage: 220-240 Volts ~ 50Hz

Installation Hole Diameter 80mm (refer fascia diameter for retrofit installations)

Installation

BUILDING ELEMENT CLEARANCES FOR RECESSED LUMINAIRES



- ** Minimum insulation clearance (**MIC**) – from insulation to building element above
- ** Side clearance to building element (**SCB**) = 0mm
- ** Height clearance to building element (**HCB**) = 0mm from top of luminaire to building element above.

Downlights can be installed in timber ceilings and come into contact with normally flammable Building Material. (ie material having ignition temperature of at least 200deg).

CAUTION:

Recessed luminaries and their auxiliary equipment may pose a risk of fire or damage to property if not installed and maintained correctly.

SAFETY NOTICE

If you have any doubts about your ability to conduct the wiring work safely or about the method of installing light fittings, please employ a licensed electrical worker to carry out the installation for you. Failure to wire correctly may result in electric shock injury or a fatality to yourself or a member of your family.

COLOUR CHANGE:

This Downlight comes with Colour temperature options. True 3000k & 4000k. Select the desired colour prior to installation using the colour switch on the driver.

DIMMING:

This LED down light can be used in conjunction with Universal, Trailing and Leading-edge Dimmers. It is the installers responsibility to ensure that the dimmer selected is compatible with the characteristics of this downlight.

INSTALLATION LOCATION:

- This type of IC-F & IC-4 recessed luminaire can be abutted and covered with thermal building insulation with a minimum temperature rating of 90°C.

INSTALLATION:

CAUTION:

ISOLATE (TURN OFF) MAINS SUPPLY BEFORE CONNECTING THE DOWNLIGHT.

1. Cut a hole min 80mm in diameter into the ceiling (It is prohibited to cut or Notch Joists, Beams, rafters and Ceiling Battens).
2. To pre-wire: open the cover on the terminal connector to expose terminal block. Use a small flat head screwdriver to do this.
3. Connect the power cable from the mains into the 220V-240V input terminals (N, Neutral, Blue), (L, Live, Brown). Ensure that any connection made complies with New Zealand Electrical Wiring rules AS/NZS 3000. Connections should be secure.
4. Close the terminal cover and ensure it is firmly seated over the power input cable. The cover should clamp the supply cable to hold it securely in place, be careful not to over-tighten and damage the supply cable.
5. To install light fitting, simply connect the plug from the light fitting to the pre-wired connector.
6. Lift up springs, hold back and insert luminaire.
7. Ensure that any existing insulation material is in accordance with the specifications above.
8. Do not swap the LED Driver for any other model, it is specific to the integrated LED downlight as supplied.

Warranty

WARRANTY. 3 Years on Driver. 3 Years on Fitting .

- ✓ The Warranty for this fitting is from the date of purchase and against defects in the material and /or workmanship.
- ✓ This warranty is subject to the product being installed, wired, operated and used in accordance with the instructions and specifications.
- ✓ Any alterations or modifications made to the product without permission will void the warranty
- ✓ Particulars of any potential fault / defect must be notified within 28 days of any fault / defect being detected
- ✓ Ambius will at its discretion repair, replace or refund any product found to be defective.
- ✓ The cost of replacement or repair of a defective product is limited to the price of the product only.

PLEASE KEEP YOUR RECEIPT AS THIS WILL HELP VERIFY YOUR WARRANTY.

New Zealand

PO Box 100-707

N.S.M.C

Auckland

Phone +64 (0)9 917 4000

Phone 0800 232 633

info@cdb.co.nz

Australia

PO Box 574

South Morang

Victoria, 3752

Phone +61 (0)3 9365 5100

Phone 1300 465 324

info@cdbgoldair.com.au

(IMPORTANT: Please complete and retain this warranty card)

Name

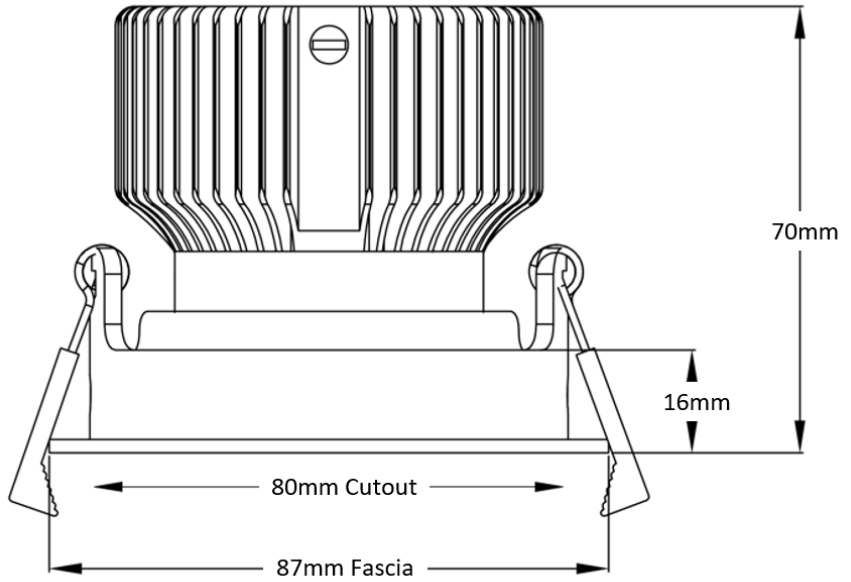
Address

Place Of Purchase _____ Date Of Purchase _____

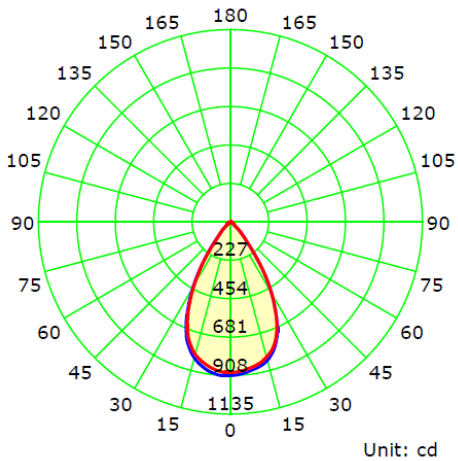
Name Of Product _____ Model Number _____

Attach a copy of the purchase receipt to this warranty card

AMBIUS



3000k PHOTOMETRICS



4000k PHOTOMETRICS

