

Report No.:

Test Time: 2022-02-23 19:17

Luminaire Property


Luminaire Manufacturer:

Luminaire Description: ADLED12W150D-2T Lamp Catalog: 4000K
Number of Lamps: 1 Lumens per Lamp: 1269.2 lm
Luminous Length (mm): 150 mm Luminous Width (mm): 150 mm
Luminous Height (mm): 0 mm Voltage: 233 V
Current: 0.054 A Power: 12.28 W
Power Factor: 0.981

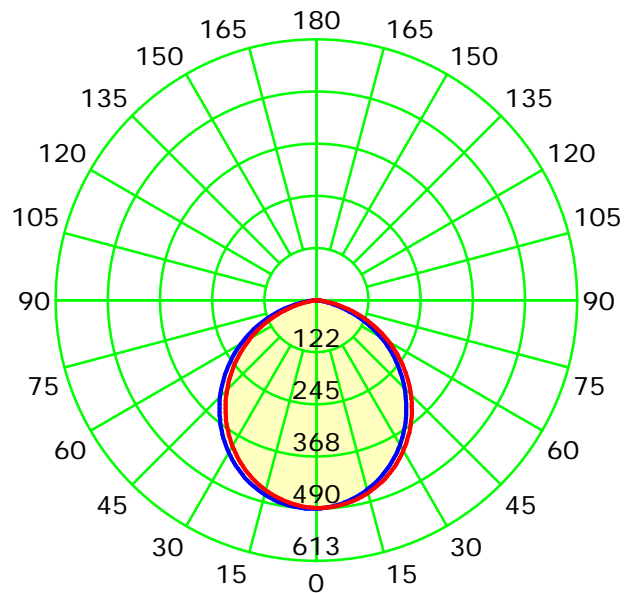
Photometric Results

CIE Class: Direct Total Rated Lamp Lumens: 1269.2 lm
Measurement Flux: 1269.2 lm Efficiency: 100.00%
Downward Ratio: 100.00% Upward Ratio: 0.00%
Field Angle(C0/C180,C90/C270,C45/C225,C135/315): 153.5, 153.4, 153.0, 153.4
Beam Angle(C0/C180,C90/C270,C45/C225,C135/315): 106.3, 106.2, 106.2, 106.4
Luminaire Efficacy Rating (LER): 103.40 Central Intensity: 490.52 cd
Max. Intensity: 490.95 cd Pos of Max. Intensity: H180 V2
S/MH(C0/C180): 1.22 S/MH(C90/C270): 1.23

Picture Of Luminaire



Luminous Intensity Distribution Curve

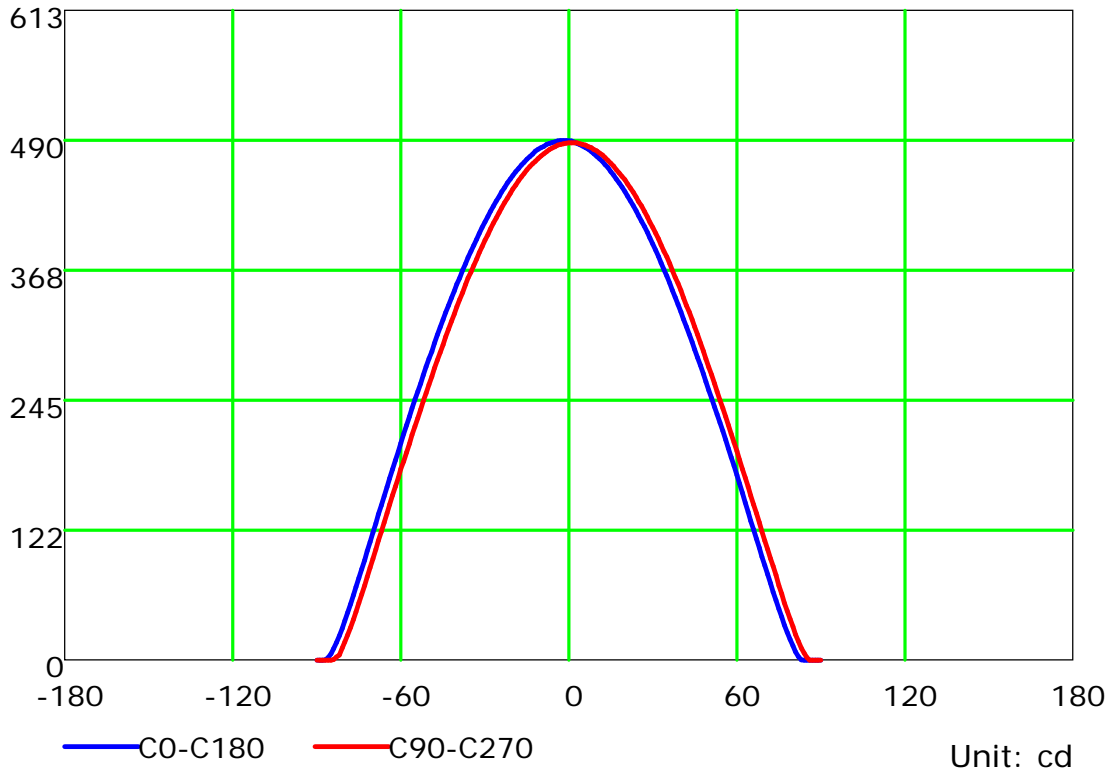
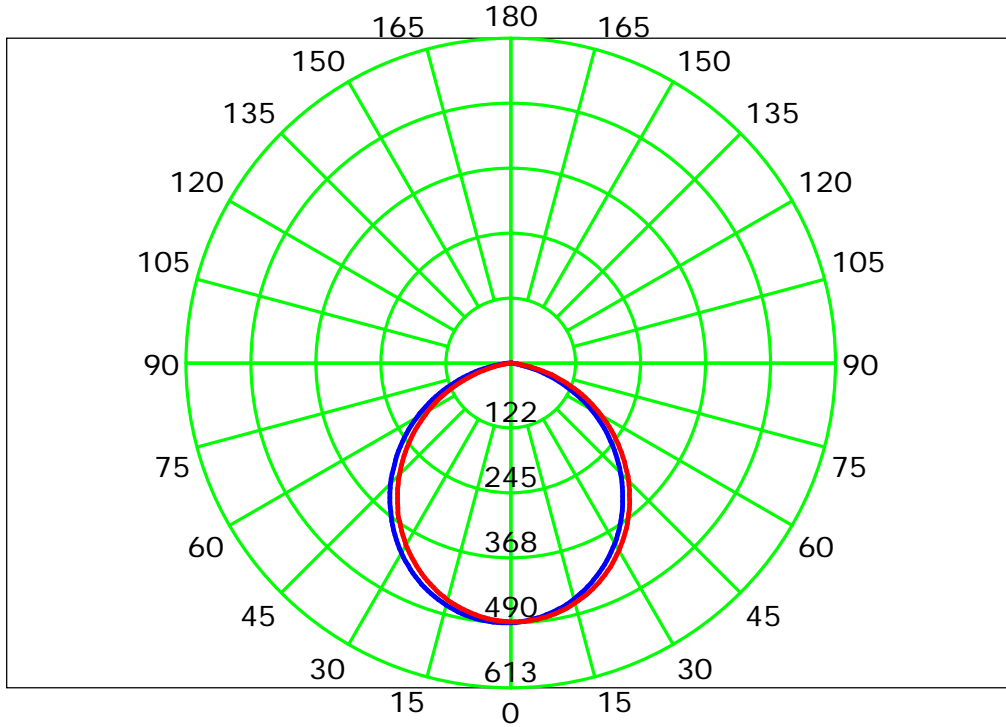


— C0-C180 — C90-C270

C Plane (°):0.0-360.0: 45.0
Test Lab:
Test Type: TYPE C
Temperature: 25°C
Operator: YAN

Gamma Plane (°):0.0-90.0:1.0
Test Device: GPM-1600
Distance: 8.450 m
Humidity: 50%
Inspector:

Luminous Intensity Distribution Curve



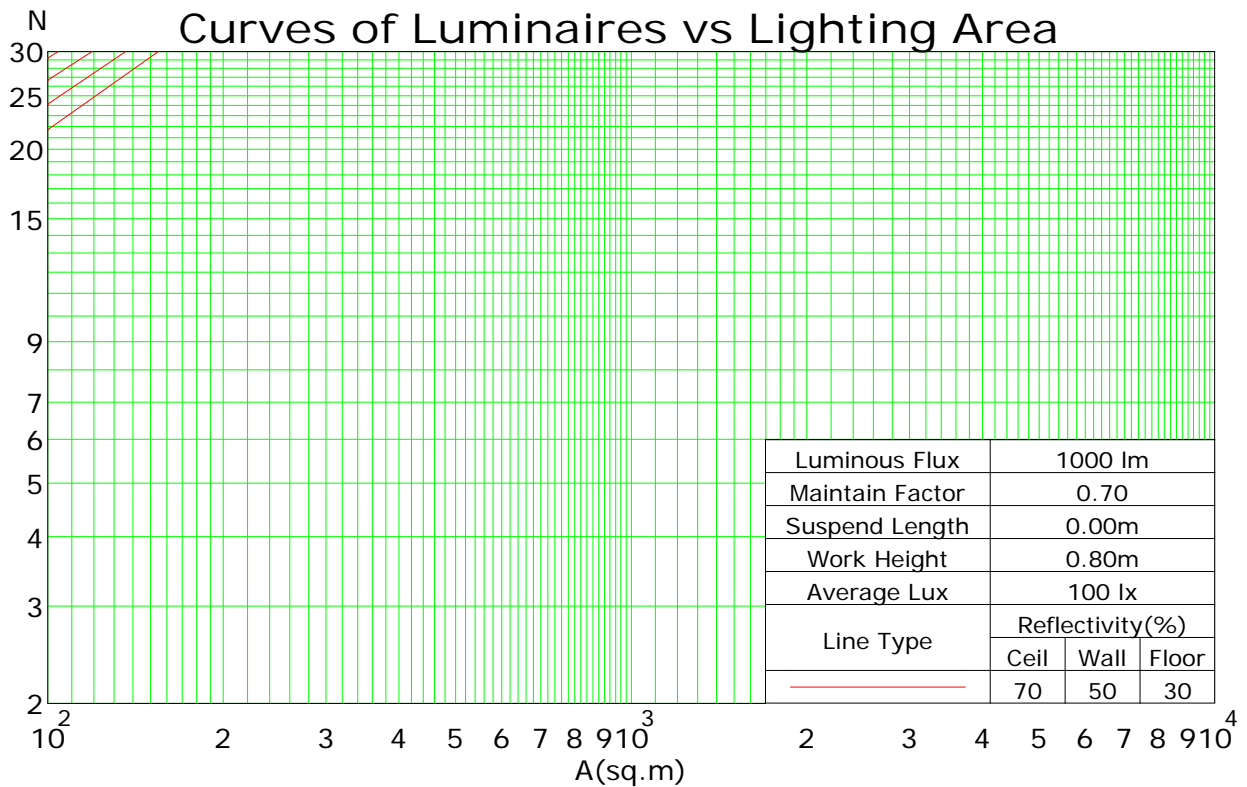
C Plane (°):0.0-360.0: 45.0
 Test Lab:
 Test Type: TYPE C
 Temperature: 25°C
 Operator: YAN

Gamma Plane (°):0.0-90.0:1.0
 Test Device: GPM-1600
 Distance: 8.450 m
 Humidity: 50%
 Inspector:

Coefficients Of Utilization - Zonal Cavity Method

RC	0.8	0.8	0.8	0.8	0.7	0.7	0.7	0.7	0.5	0.5	0.5	0.3	0.3	0.3	0.1	0.1	0.1	0
RW	0.7	0.5	0.3	0.1	0.7	0.5	0.3	0.1	0.5	0.3	0.1	0.5	0.3	0.1	0.5	0.3	0.1	0
RCR	RF = 0.2																	
0	119	119	119	119	116	116	116	116	111	111	111	106	106	106	102	102	102	100
1	110	105	101	98	107	103	99	96	99	96	93	95	93	90	91	89	88	86
2	100	92	86	80	98	90	85	79	87	82	78	84	80	76	81	77	74	72
3	91	81	74	67	89	80	73	67	77	71	66	74	69	64	72	67	63	61
4	84	72	64	57	82	71	63	57	69	62	56	66	60	55	64	59	55	53
5	77	65	56	50	75	64	55	49	62	54	49	60	53	48	58	52	48	46
6	71	58	50	43	70	57	49	43	56	48	43	54	47	42	52	47	42	40
7	66	53	44	38	65	52	44	38	51	43	38	49	43	38	48	42	37	35
8	62	48	40	34	60	48	40	34	46	39	34	45	39	34	44	38	34	32
9	58	44	36	31	56	44	36	31	43	36	31	42	35	30	41	35	30	29
10	54	41	33	28	53	41	33	28	40	33	28	39	32	28	38	32	28	26

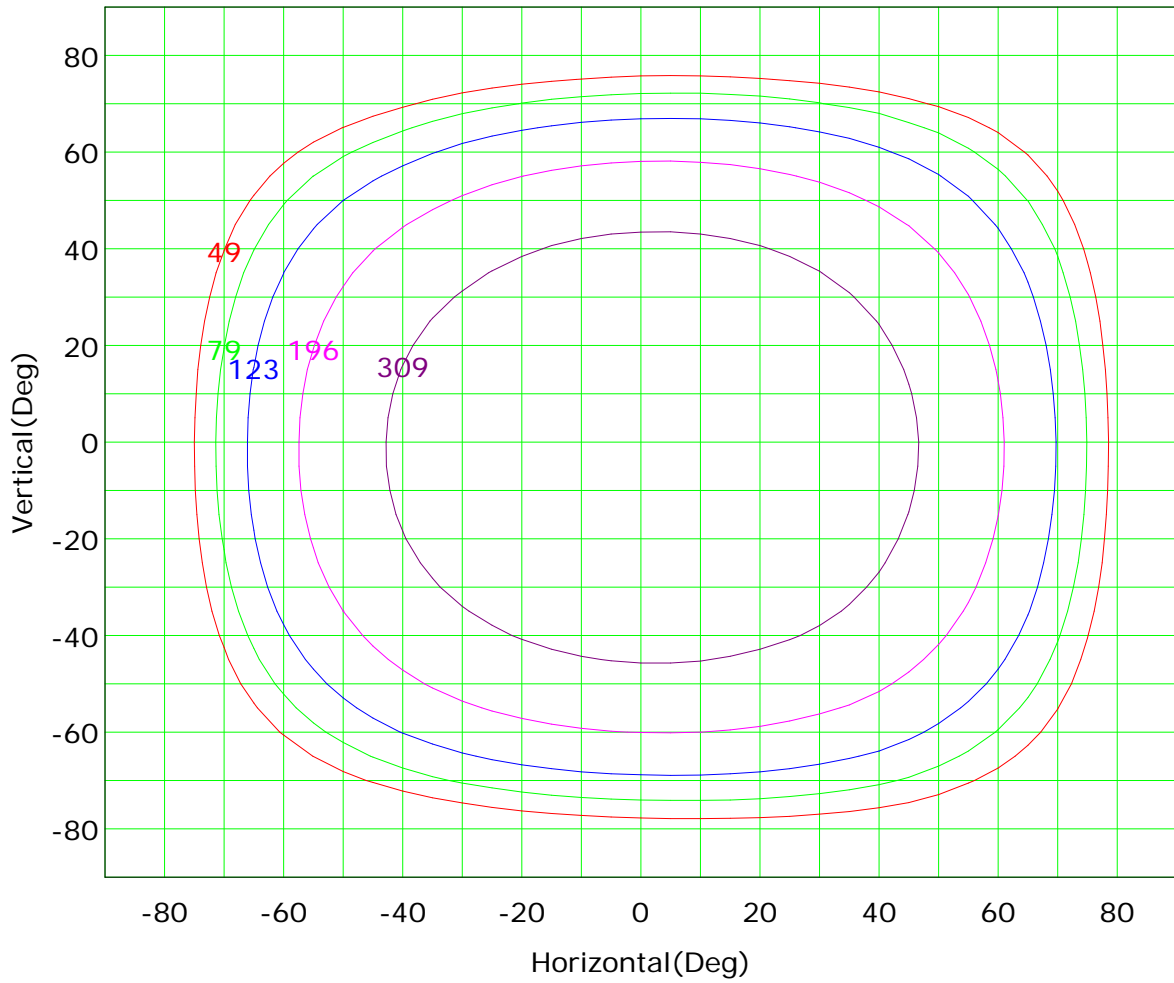
Spacing Criteria (0-180): 1.22
 Spacing Criteria (90-270): 1.23
 Spacing Criteria (Diagonal): 1.33



C Plane (°):0.0-360.0: 45.0
 Test Lab:
 Test Type: TYPE C
 Temperature: 25°C
 Operator: YAN

Gamma Plane (°):0.0-90.0:1.0
 Test Device: GPM-1600
 Distance: 8.450 m
 Humidity: 50%
 Inspector:

Isocandela (rectangle)



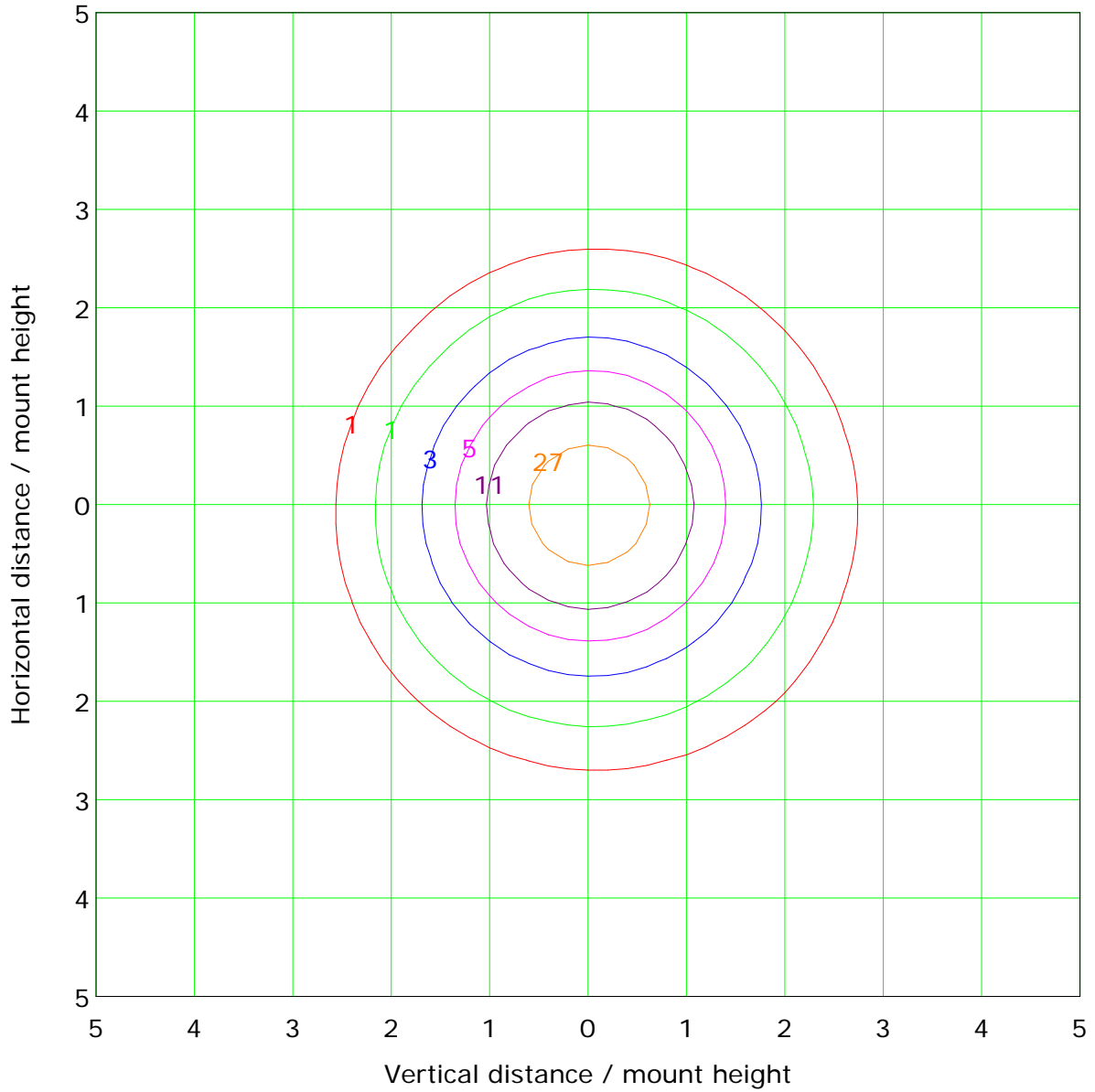
I_{max} (100%): 491 cd

— (10%):	49 cd	— (16%):	79 cd
— (25%):	123 cd	— (40%):	196 cd
— (63%):	309 cd	— (100%):	491 cd

C Plane (°):0.0-360.0: 45.0
Test Lab:
Test Type: TYPE C
Temperature: 25°C
Operator: YAN

Gamma Plane (°):0.0-90.0:1.0
Test Device: GPM-1600
Distance: 8.450 m
Humidity: 50%
Inspector:

IsoLux Plot



Mounting Height: 3.0m		Max Lux(100%): 54.5 lx
— (1%):	0.5 lx	— (2%): 1.1 lx
— (5%):	2.7 lx	— (10%): 5.5 lx
— (20%):	10.9 lx	— (50%): 27.3 lx
— (100%):	54.5 lx	

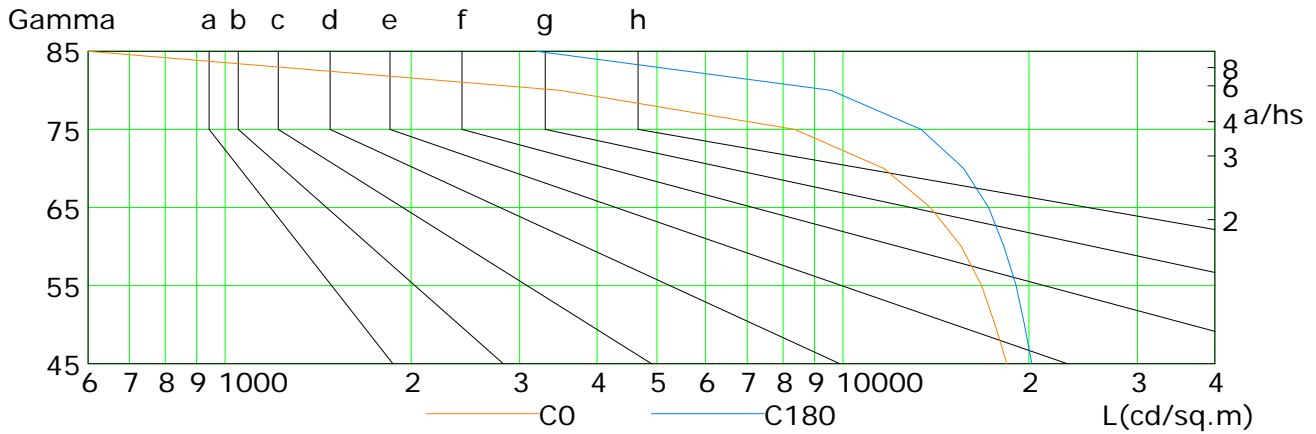
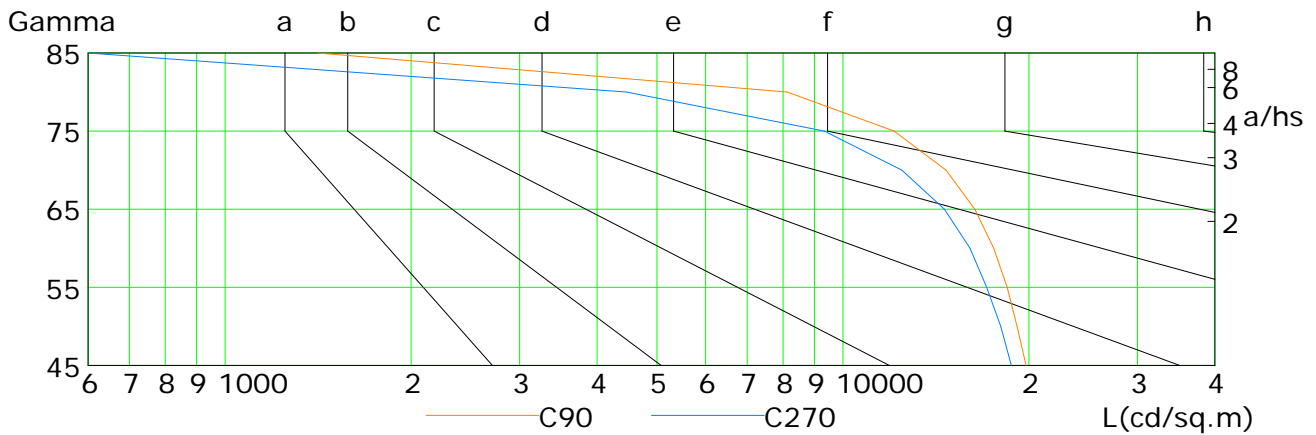
C Plane (°):0.0-360.0: 45.0
 Test Lab:
 Test Type: TYPE C
 Temperature: 25°C
 Operator: YAN

Gamma Plane (°):0.0-90.0:1.0
 Test Device: GPM-1600
 Distance: 8.450 m
 Humidity: 50%
 Inspector:

Lum Limit Curve

Dazzle	Quality	Illuminance (lx)							
		2000	1000	500	<=300				
1.15	A	2000	1000	500	<=300				
1.50	B		2000	1000	500	<=300			
1.85	C			2000	1000	500	<=300		
2.20	D				2000	1000	500	<=300	
2.55	E					2000	1000	500	<=300

a b c d e f g h

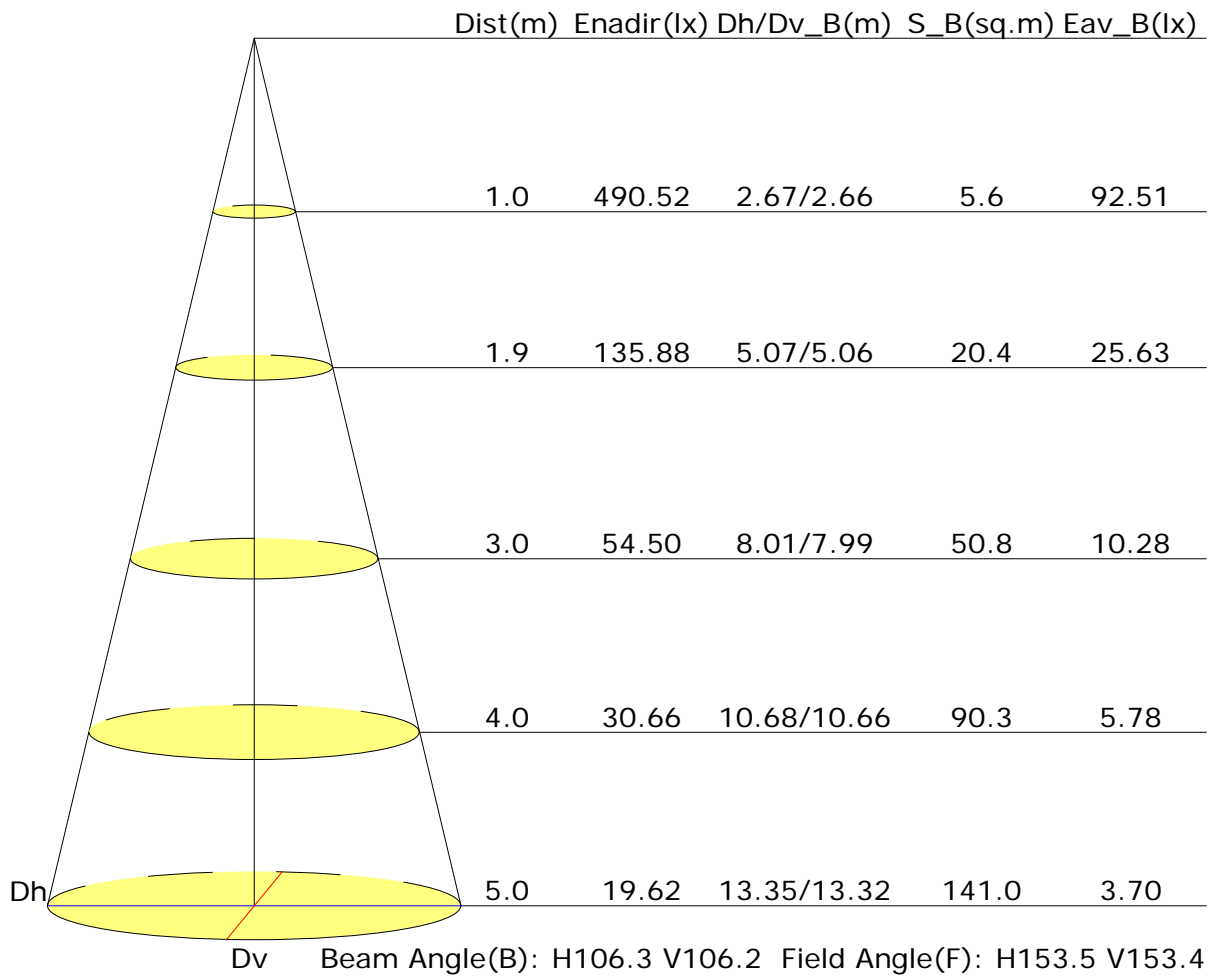


L(cd/sq.m)	G45	G50	G55	G60	G65	G70	G75	G80	G85
C0	18432	17641	16773	15548	13858	11654	8356	3483	0
C90	19792	19142	18446	17550	16360	14687	12106	8126	1413
C180	20221	19691	19074	18242	17213	15681	13387	9560	3192
C270	18732	18007	17102	16076	14596	12455	9340	4464	0

C Plane (°):0.0-360.0: 45.0
 Test Lab:
 Test Type: TYPE C
 Temperature: 25°C
 Operator: YAN

Gamma Plane (°):0.0-90.0:1.0
 Test Device: GPM-1600
 Distance: 8.450 m
 Humidity: 50%
 Inspector:

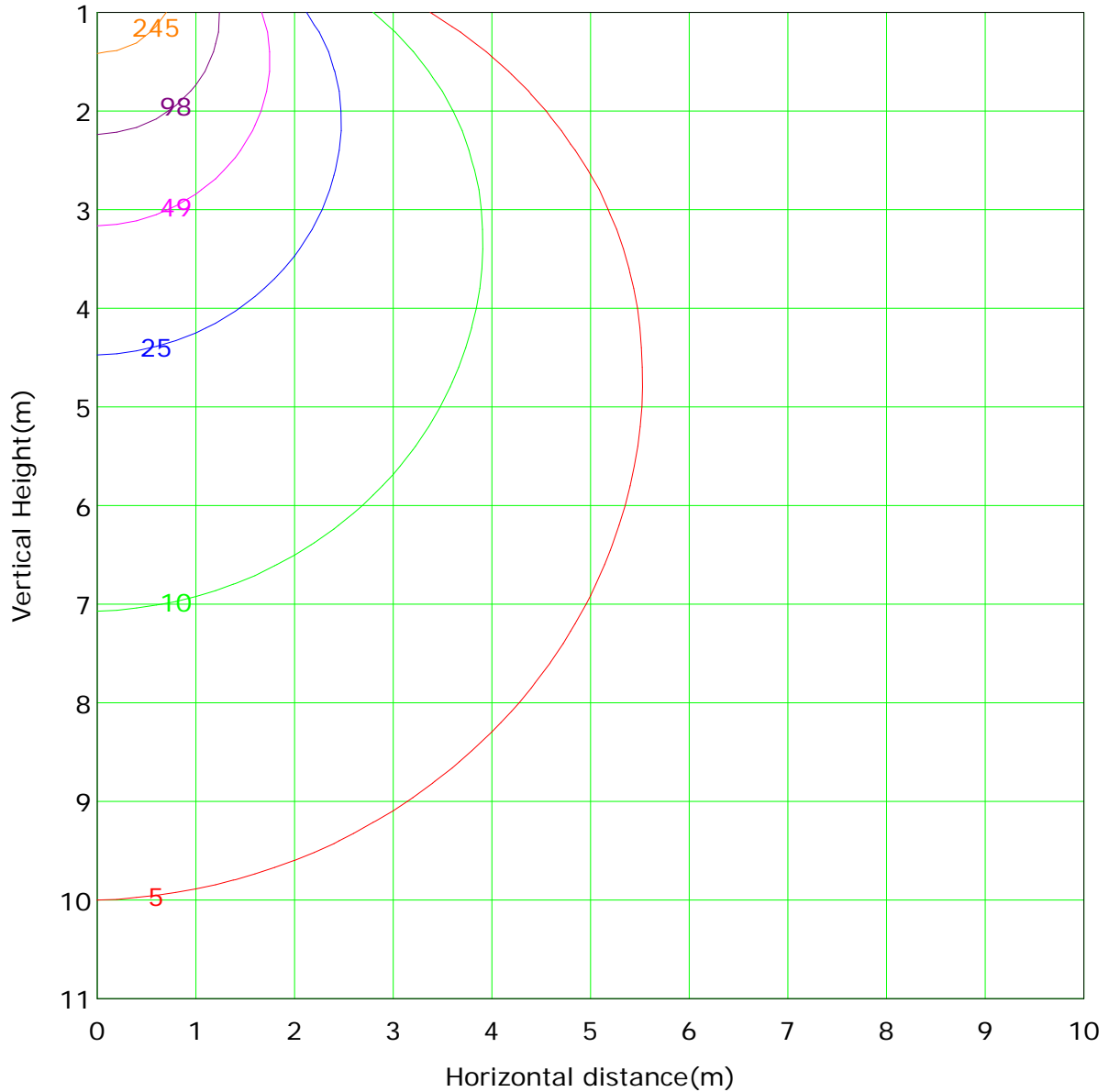
Illuminance at a Distance



C Plane (°):0.0-360.0: 45.0
 Test Lab:
 Test Type: TYPE C
 Temperature: 25°C
 Operator: YAN

Gamma Plane (°):0.0-90.0: 1.0
 Test Device: GPM-1600
 Distance: 8.450 m
 Humidity: 50%
 Inspector:

Vertical IsoLux Plot



Lowest(m): 1.0m	Highest(m): 11.0m	Max Lux: 490.5 lx
— (1%): 4.9 lx	— (2%): 9.8 lx	
— (5%): 24.5 lx	— (10%): 49.1 lx	
— (20%): 98.1 lx	— (50%): 245.3 lx	
— (100%): 490.5 lx		

C Plane (°):0.0-360.0: 45.0
 Test Lab:
 Test Type: TYPE C
 Temperature: 25°C
 Operator: YAN

Gamma Plane (°):0.0-90.0:1.0
 Test Device: GPM-1600
 Distance: 8.450 m
 Humidity: 50%
 Inspector:

Area Flux Table

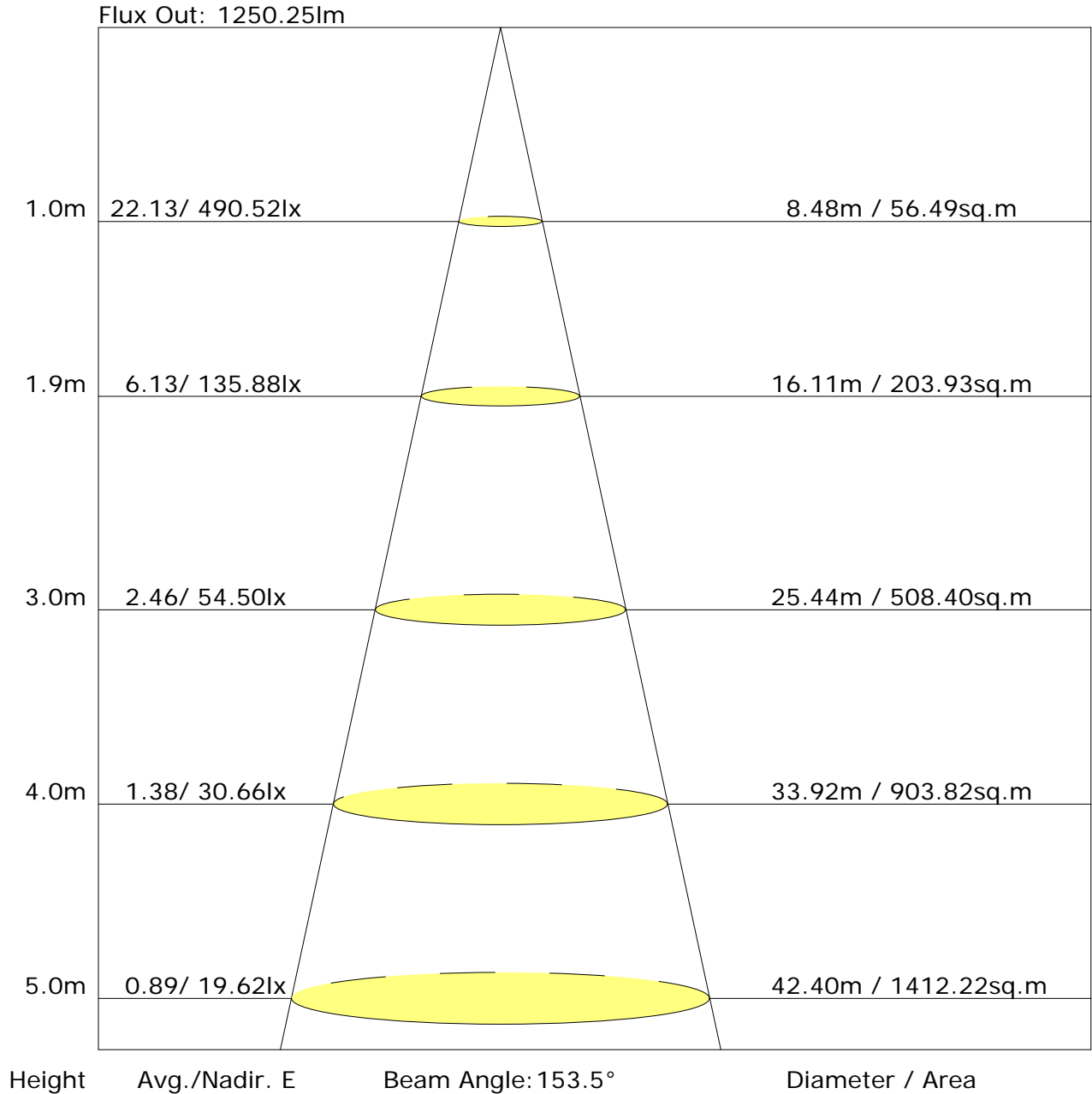
Unit: lm

		Vertical plane																																					
		-90	-80	-70	-60	-50	-40	-30	-20	-10	0	10	20	30	40	50	60	70	80	90																			
Flux(E)	Flux(T)	0.0	0.0	0.0	0.0	0.0	0.0	0.0	0.0	0.0	0.0	0.0	0.0	0.0	0.0	0.0	0.0	0.0	0.0	0.4	Flux(E)	Flux(T)																	
90	0.0	4.4	19.6	42.2	69.6	97.8	122.9	141.4	150.5	148.7	136.6	115.7	89.2	61.1	35.0	14.3	1.8	0.0	0.0	0.4	5.9	20.7	43.3	70.6	98.8	123.9	142.4	151.4	149.8	137.7	116.8	90.3	62.1	36.1	15.5	3.3	0.0	1269	1251
0	0.0	0.6	2.1	4.3	6.9	9.6	12.0	13.8	14.7	14.6	13.5	11.5	9.0	6.3	3.8	1.7	0.4	0.0	0.0	0.6	2.1	4.3	6.9	9.6	12.0	13.8	14.7	14.6	13.5	11.5	9.0	6.3	3.8	1.7	0.4	0.0	124.9	124.7	
10	0.0	0.6	2.0	4.1	6.6	9.2	11.6	13.3	14.2	14.1	13.0	11.1	8.7	6.1	3.6	1.7	0.4	0.0	0.0	0.6	2.0	4.1	6.6	9.2	11.6	13.3	14.2	14.1	13.0	11.1	8.7	6.1	3.6	1.7	0.4	0.0	120.4	120.1	
20	0.0	0.6	1.9	3.8	6.1	8.5	10.7	12.3	13.1	13.0	12.0	10.2	8.0	5.6	3.3	1.5	0.3	0.0	0.0	0.6	1.9	3.8	6.1	8.5	10.7	12.3	13.1	13.0	12.0	10.2	8.0	5.6	3.3	1.5	0.3	0.0	111.0	110.7	
30	0.0	0.5	1.6	3.3	5.4	7.5	9.4	10.8	11.5	11.4	10.5	9.0	7.0	4.9	2.9	1.3	0.3	0.0	0.0	0.5	1.6	3.3	5.4	7.5	9.4	10.8	11.5	11.4	10.5	9.0	7.0	4.9	2.9	1.3	0.3	0.0	97.3	97.0	
40	0.0	0.4	1.3	2.8	4.5	6.3	7.8	8.9	9.5	9.4	8.7	7.4	5.7	4.0	2.3	1.0	0.2	0.0	0.0	0.4	1.3	2.8	4.5	6.3	7.8	8.9	9.5	9.4	8.7	7.4	5.7	4.0	2.3	1.0	0.2	0.0	80.0	79.6	
50	0.0	0.2	0.9	2.1	3.4	4.8	6.0	6.8	7.2	7.1	6.5	5.5	4.3	2.9	1.6	0.6	0.1	0.0	0.0	0.2	0.9	2.1	3.4	4.8	6.0	6.8	7.2	7.1	6.5	5.5	4.3	2.9	1.6	0.6	0.1	0.0	60.0	59.4	
60	0.0	0.1	0.6	1.3	2.2	3.1	3.9	4.5	4.7	4.6	4.2	3.5	2.7	1.7	0.9	0.3	0.0	0.0	0.0	0.1	0.6	1.3	2.2	3.1	3.9	4.5	4.7	4.6	4.2	3.5	2.7	1.7	0.9	0.3	0.0	38.4	37.2		
70	0.0	0.0	0.2	0.5	1.0	1.5	1.8	2.1	2.2	2.1	1.9	1.5	1.0	0.6	0.2	0.0	0.0	0.0	0.0	0.0	0.2	0.5	1.0	1.5	1.8	2.1	2.2	2.1	1.9	1.5	1.0	0.6	0.2	0.0	16.6	12.2			
80	0.0	0.0	0.0	0.0	0.1	0.2	0.2	0.3	0.3	0.2	0.2	0.1	0.1	0.0	0.0	0.0	0.0	0.0	0.0	0.0	0.0	0.0	0.0	0.1	0.2	0.2	0.3	0.3	0.2	0.2	0.1	0.1	0.0	0.0	1.7	0.0			
90	0.4	5.9	20.7	43.3	70.6	98.8	123.9	142.4	151.4	149.8	137.7	116.8	90.3	62.1	36.1	15.5	3.3	0.0	0.0	0.4	5.9	20.7	43.3	70.6	98.8	123.9	142.4	151.4	149.8	137.7	116.8	90.3	62.1	36.1	15.5	3.3	0.0	1269	1251
Flux(E)	Flux(T)	4.4	19.6	42.2	69.6	97.8	122.9	141.4	150.5	148.7	136.6	115.7	89.2	61.1	35.0	14.3	1.8	0.0	0.0	4.4	19.6	42.2	69.6	97.8	122.9	141.4	150.5	148.7	136.6	115.7	89.2	61.1	35.0	14.3	1.8	0.0	1251	1251	

C Plane (°): 0.0-360.0: 45.0
 Test Lab:
 Test Type: TYPE C
 Temperature: 25°C
 Operator: YAN

Gamma Plane (°): 0.0-90.0: 1.0
 Test Device: GPM-1600
 Distance: 8.450 m
 Humidity: 50%
 Inspector:

The Average Illuminance Effective Figure



C Plane (°): 0.0-360.0: 45.0
 Test Lab:
 Test Type: TYPE C
 Temperature: 25°C
 Operator: YAN

Gamma Plane (°): 0.0-90.0: 1.0
 Test Device: GPM-1600
 Distance: 8.450 m
 Humidity: 50%
 Inspector:

UGR Table

Reflectance:										
Ceiling (cavity)	0.7	0.7	0.5	0.5	0.3	0.7	0.7	0.5	0.5	0.3
Wall	0.5	0.3	0.5	0.3	0.3	0.5	0.3	0.5	0.3	0.3
Reference plane	0.2	0.2	0.2	0.2	0.2	0.2	0.2	0.2	0.2	0.2
Room dimensions	Viewed crosswise					Viewed endwise				
X=2H Y=2H	22.2	23.5	22.5	23.8	24.0	22.5	23.8	22.8	24.0	24.3
3H	23.3	24.5	23.6	24.8	25.1	23.7	25.0	24.1	25.2	25.5
4H	23.6	24.8	23.9	25.0	25.3	24.1	25.3	24.5	25.6	25.9
6H	23.7	24.7	24.0	25.0	25.3	24.3	25.3	24.6	25.7	26.0
8H	23.6	24.6	24.0	25.0	25.3	24.3	25.3	24.6	25.6	25.9
12H	23.6	24.6	24.0	24.9	25.2	24.2	25.2	24.6	25.6	25.9
X=4H Y=2H	22.8	23.9	23.1	24.2	24.5	23.0	24.1	23.3	24.4	24.7
3H	24.0	25.0	24.4	25.4	25.7	24.4	25.4	24.8	25.7	26.1
4H	24.4	25.3	24.8	25.6	26.0	24.9	25.8	25.3	26.1	26.5
6H	24.5	25.3	24.9	25.7	26.1	25.1	25.9	25.5	26.2	26.6
8H	24.5	25.2	24.9	25.6	26.0	25.1	25.8	25.5	26.2	26.6
12H	24.4	25.1	24.9	25.5	25.9	25.1	25.7	25.5	26.1	26.6
X=8H Y=4H	24.5	25.3	25.0	25.6	26.1	25.0	25.7	25.4	26.1	26.5
6H	24.7	25.2	25.1	25.7	26.1	25.2	25.8	25.7	26.2	26.7
8H	24.6	25.1	25.1	25.6	26.1	25.3	25.7	25.7	26.2	26.7
12H	24.6	25.0	25.1	25.5	26.0	25.2	25.7	25.7	26.1	26.6
X=12H Y=4H	24.5	25.2	25.0	25.6	26.0	25.0	25.6	25.4	26.0	26.5
6H	24.7	25.1	25.1	25.6	26.1	25.2	25.7	25.7	26.2	26.6
8H	24.6	25.1	25.1	25.5	26.0	25.2	25.7	25.7	26.1	26.6
Variations with the observer position at spacings:										
S=1.0H	+0.2/-0.2					+0.2/-0.2				
S=1.5H	+0.4/-0.7					+0.4/-0.7				
S=2.0H	+0.8/-1.3					+0.7/-1.2				

Calculate in accordance with CIE Pub.117. The table is revised with 1269lm ($8\log(F/F_0) = 0.8$).

C Plane (°):0.0-360.0: 45.0
 Test Lab:
 Test Type: TYPE C
 Temperature: 25°C
 Operator: YAN

Gamma Plane (°):0.0-90.0:1.0
 Test Device: GPM-1600
 Distance: 8.450 m
 Humidity: 50%
 Inspector:

Utilisation Factor Table(Floor cavity)

Utilisation Factors UF(F)			SHR NOM = 1.50									
Room Reflectance			Room Index(RI)									
Ceiling	Wall	Floor	0.75	1.00	1.25	1.50	2.00	2.50	3.00	4.00	5.00	
0.70	0.50	0.20	0.63	0.71	0.79	0.84	0.91	0.95	0.99	1.03	1.05	
	0.30		0.56	0.64	0.72	0.77	0.85	0.90	0.94	0.99	1.02	
	0.20		0.51	0.59	0.67	0.72	0.81	0.86	0.90	0.96	1.00	
0.50	0.50	0.20	0.61	0.69	0.76	0.81	0.88	0.92	0.95	0.99	1.01	
	0.30		0.55	0.63	0.70	0.76	0.83	0.88	0.91	0.96	0.99	
	0.20		0.50	0.58	0.66	0.71	0.79	0.84	0.88	0.93	0.96	
0.30	0.50	0.20	0.60	0.67	0.74	0.79	0.85	0.89	0.92	0.95	0.97	
	0.30		0.54	0.62	0.69	0.74	0.81	0.85	0.88	0.93	0.95	
	0.20		0.50	0.58	0.65	0.70	0.77	0.82	0.86	0.90	0.93	
0.00	0.00	0.00	0.48	0.55	0.62	0.67	0.74	0.79	0.82	0.86	0.89	
<p>Rating: 12W Photometrically tested without ceiling board. Multiply UF values by service correction factors Calculate in accordance with CIBSE Technical Memorandum NO.5 1980</p>												

Utilisation Factor Table(Wall)

Utilisation Factors UF(W)			SHR NOM = 1.50									
Room Reflectance			Room Index(RI)									
Ceiling	Wall	Floor	0.75	1.00	1.25	1.50	2.00	2.50	3.00	4.00	5.00	
0.70	0.50	0.20	0.90	0.76	0.64	0.55	0.43	0.36	0.30	0.23	0.19	
	0.30		0.75	0.65	0.56	0.49	0.39	0.33	0.28	0.22	0.18	
	0.20		0.65	0.57	0.49	0.44	0.36	0.30	0.26	0.21	0.17	
0.50	0.50	0.20	0.87	0.73	0.61	0.53	0.41	0.38	0.29	0.22	0.18	
	0.30		0.74	0.63	0.54	0.47	0.38	0.31	0.27	0.21	0.17	
	0.20		0.64	0.56	0.48	0.43	0.35	0.29	0.25	0.20	0.16	
0.30	0.50	0.20	0.84	0.70	0.58	0.50	0.39	0.32	0.27	0.21	0.17	
	0.30		0.72	0.62	0.52	0.46	0.36	0.30	0.26	0.20	0.16	
	0.20		0.63	0.55	0.47	0.42	0.34	0.28	0.24	0.19	0.16	
0.00	0.00	0.00	0.52	0.45	0.38	0.33	0.26	0.21	0.18	0.14	0.11	
<p>Rating: 12W Photometrically tested without ceiling board. Multiply UF values by service correction factors Calculate in accordance with CIBSE Technical Memorandum NO.5 1980</p>												

Utilisation Factor Table(Ceiling cavity)

Utilisation Factors UF(C)			SHR NOM = 1.50									
Room Reflectance			Room Index(RI)									
Ceiling	Wall	Floor	0.75	1.00	1.25	1.50	2.00	2.50	3.00	4.00	5.00	
0.70	0.50	0.20	0.16	0.17	0.18	0.18	0.19	0.20	0.20	0.21	0.21	
	0.30		0.09	0.11	0.12	0.13	0.15	0.16	0.17	0.18	0.19	
	0.20		0.05	0.06	0.08	0.09	0.11	0.13	0.14	0.16	0.17	
0.50	0.50	0.20	0.15	0.16	0.17	0.18	0.19	0.19	0.20	0.20	0.21	
	0.30		0.09	0.11	0.12	0.13	0.15	0.16	0.17	0.18	0.19	
	0.20		0.05	0.06	0.08	0.09	0.11	0.13	0.14	0.16	0.17	
0.30	0.50	0.20	0.15	0.16	0.17	0.17	0.18	0.19	0.19	0.19	0.20	
	0.30		0.09	0.11	0.12	0.13	0.14	0.15	0.16	0.17	0.18	
	0.20		0.05	0.06	0.08	0.09	0.11	0.12	0.14	0.15	0.16	
0.00	0.00	0.00	NA	NA	NA	NA	NA	NA	NA	NA	NA	
<p>Rating: 12W Photometrically tested without ceiling board. Multiply UF values by service correction factors Calculate in accordance with CIBSE Technical Memorandum NO.5 1980</p>												

Zonal Lumen

Gamma [°]	I _{mean} [cd]	Zonal Flux [lm]	Sum Zonal Flux [lm]	Rel Zonal Flux [%]	Sum Rel Zonal Flux [%]
0.0-1.0	489.2	0.5	0.5	0.04	0.04
1.0-2.0	489.0	1.4	1.9	0.11	0.15
2.0-3.0	488.6	2.3	4.2	0.18	0.33
3.0-4.0	488.0	3.3	7.5	0.26	0.59
4.0-5.0	487.1	4.2	11.7	0.33	0.92
5.0-6.0	486.1	5.1	16.8	0.40	1.32
6.0-7.0	484.8	6.0	22.8	0.47	1.80
7.0-8.0	483.4	6.9	29.7	0.55	2.34
8.0-9.0	481.8	7.8	37.5	0.62	2.96
9.0-10.0	480.0	8.7	46.2	0.68	3.64
10.0-11.0	478.0	9.6	55.8	0.75	4.39
11.0-12.0	475.8	10.4	66.2	0.82	5.21
12.0-13.0	473.4	11.2	77.4	0.89	6.10
13.0-14.0	470.8	12.1	89.4	0.95	7.05
14.0-15.0	468.0	12.9	102.3	1.01	8.06
15.0-16.0	465.0	13.6	115.9	1.07	9.13
16.0-17.0	461.9	14.4	130.3	1.13	10.27
17.0-18.0	458.6	15.1	145.4	1.19	11.46
18.0-19.0	455.0	15.8	161.3	1.25	12.71
19.0-20.0	451.4	16.5	177.8	1.30	14.01
20.0-21.0	447.6	17.2	195.0	1.35	15.36
21.0-22.0	443.6	17.8	212.8	1.40	16.77
22.0-23.0	439.4	18.4	231.2	1.45	18.22
23.0-24.0	435.0	19.0	250.3	1.50	19.72
24.0-25.0	430.4	19.6	269.8	1.54	21.26
25.0-26.0	425.8	20.1	289.9	1.58	22.84
26.0-27.0	421.0	20.6	310.5	1.62	24.47
27.0-28.0	416.0	21.1	331.6	1.66	26.13
28.0-29.0	410.8	21.5	353.1	1.69	27.82
29.0-30.0	405.6	21.9	375.0	1.73	29.55
30.0-31.0	400.2	22.3	397.3	1.75	31.30
31.0-32.0	394.5	22.6	419.9	1.78	33.08
32.0-33.0	388.7	22.9	442.8	1.80	34.89
33.0-34.0	382.9	23.2	466.0	1.83	36.71
34.0-35.0	377.0	23.4	489.4	1.85	38.56
35.0-36.0	371.0	23.6	513.0	1.86	40.42

C Plane (°):0.0-360.0: 45.0
 Test Lab:
 Test Type: TYPE C
 Temperature: 25°C
 Operator: YAN

Gamma Plane (°):0.0-90.0:1.0
 Test Device: GPM-1600
 Distance: 8.450 m
 Humidity: 50%
 Inspector:

Zonal Lumen (Continue 1)

Gamma [°]	I _{mean} [cd]	Zonal Flux [lm]	Sum Zonal Flux [lm]	Rel Zonal Flux [%]	Sum Rel Zonal Flux [%]
36.0-37.0	364.7	23.8	536.8	1.87	42.29
37.0-38.0	358.2	23.9	560.7	1.88	44.18
38.0-39.0	351.7	24.0	584.7	1.89	46.07
39.0-40.0	345.1	24.1	608.8	1.90	47.97
40.0-41.0	338.4	24.1	632.9	1.90	49.87
41.0-42.0	331.4	24.1	657.0	1.90	51.76
42.0-43.0	324.5	24.0	681.0	1.89	53.66
43.0-44.0	317.5	24.0	705.0	1.89	55.55
44.0-45.0	310.3	23.8	728.8	1.88	57.42
45.0-46.0	303.1	23.7	752.5	1.87	59.29
46.0-47.0	295.8	23.5	776.1	1.85	61.15
47.0-48.0	288.3	23.3	799.4	1.84	62.98
48.0-49.0	280.7	23.1	822.4	1.82	64.80
49.0-50.0	273.0	22.8	845.2	1.79	66.59
50.0-51.0	265.4	22.5	867.7	1.77	68.36
51.0-52.0	257.7	22.1	889.8	1.74	70.10
52.0-53.0	249.9	21.7	911.5	1.71	71.82
53.0-54.0	242.1	21.3	932.8	1.68	73.50
54.0-55.0	234.1	20.9	953.7	1.65	75.15
55.0-56.0	226.1	20.4	974.2	1.61	76.76
56.0-57.0	218.1	19.9	994.1	1.57	78.33
57.0-58.0	210.0	19.4	1013.6	1.53	79.86
58.0-59.0	201.8	18.9	1032.4	1.49	81.34
59.0-60.0	193.6	18.3	1050.7	1.44	82.79
60.0-61.0	185.4	17.7	1068.4	1.39	84.18
61.0-62.0	177.1	17.1	1085.5	1.34	85.53
62.0-63.0	168.6	16.4	1101.9	1.29	86.82
63.0-64.0	160.1	15.7	1117.6	1.24	88.06
64.0-65.0	151.7	15.0	1132.6	1.18	89.24
65.0-66.0	143.2	14.3	1146.9	1.13	90.36
66.0-67.0	134.5	13.5	1160.4	1.07	91.43
67.0-68.0	126.0	12.8	1173.2	1.01	92.44
68.0-69.0	117.5	12.0	1185.2	0.94	93.38
69.0-70.0	109.0	11.2	1196.4	0.88	94.26
70.0-71.0	100.6	10.4	1206.8	0.82	95.08
71.0-72.0	92.0	9.6	1216.4	0.75	95.84

C Plane (°):0.0-360.0: 45.0
 Test Lab:
 Test Type: TYPE C
 Temperature: 25°C
 Operator: YAN

Gamma Plane (°):0.0-90.0:1.0
 Test Device: GPM-1600
 Distance: 8.450 m
 Humidity: 50%
 Inspector:

Candlepower Table

Unit: cd

G\C	C0.0	C45.0	C90.0	C135.0	C180.0	C225.0	C270.0	C315.0	C360.0	
G0.0	490.5	489.5	488.8	488.3	490.5	489.5	488.8	488.3	490.5	
G1.0	490.5	489.2	488.8	488.6	490.8	489.3	488.3	487.5	490.5	
G2.0	489.2	488.7	488.8	488.9	490.9	489.3	487.9	486.8	489.2	
G3.0	488.0	488.2	488.8	488.9	490.9	488.6	487.3	485.9	488.0	
G4.0	486.9	487.3	487.9	488.8	490.5	488.1	486.4	484.8	486.9	
G5.0	485.5	486.5	487.2	488.4	489.6	487.1	485.0	483.5	485.5	
G6.0	484.1	485.4	486.5	487.5	488.9	486.1	483.7	481.7	484.1	
G7.0	482.6	484.0	485.1	486.5	488.0	484.8	482.2	479.9	482.6	
G8.0	480.5	482.3	484.2	485.5	487.1	483.4	480.3	477.6	480.5	
G9.0	478.3	480.4	482.4	484.7	485.5	482.0	478.4	475.5	478.3	
G10.0	475.9	478.5	481.1	483.1	484.2	480.0	476.3	473.2	475.9	
G11.0	473.5	476.2	479.0	481.3	482.5	478.2	473.9	470.5	473.5	
G12.0	471.1	474.0	477.1	479.5	480.7	475.6	471.3	467.7	471.1	
G13.0	468.0	471.6	474.8	477.3	478.0	473.3	469.0	464.8	468.0	
G14.0	465.4	468.6	472.1	475.3	475.7	470.7	466.3	461.7	465.4	
G15.0	461.4	465.6	469.3	473.0	473.3	467.9	463.3	458.5	461.4	
G16.0	458.2	462.5	466.5	470.5	470.4	464.9	459.6	455.0	458.2	
G17.0	454.5	459.1	463.3	467.7	467.8	461.9	456.6	451.6	454.5	
G18.0	450.9	455.5	460.4	464.6	464.5	458.4	453.0	447.5	450.9	
G19.0	446.8	452.0	457.1	461.2	461.4	455.0	448.8	443.5	446.8	
G20.0	442.8	448.2	453.9	458.2	458.0	451.3	445.1	439.5	442.8	
G21.0	438.4	444.2	450.1	454.5	454.6	447.2	440.8	435.2	438.4	
G22.0	434.0	440.0	446.1	450.9	450.8	443.1	436.5	430.9	434.0	
G23.0	429.5	435.6	442.0	447.0	446.3	439.0	432.0	426.0	429.5	
G24.0	424.7	431.1	437.5	443.0	442.3	434.8	427.4	421.1	424.7	
G25.0	419.8	426.6	433.1	438.8	437.8	430.3	422.7	416.0	419.8	
G26.0	414.7	421.7	429.0	434.4	433.5	425.5	417.7	410.9	414.7	
G27.0	409.8	416.4	423.9	430.1	428.8	420.7	412.8	405.8	409.8	
G28.0	404.3	411.0	418.9	425.5	424.1	415.8	407.2	400.4	404.3	
G29.0	398.9	406.4	413.7	420.9	419.1	410.7	401.9	394.8	398.9	
G30.0	393.1	400.8	408.8	415.9	414.0	405.3	396.8	389.1	393.1	
G31.0	387.4	395.2	403.4	410.6	408.8	400.0	390.7	383.3	387.4	
G32.0	381.4	389.2	397.9	405.2	403.2	394.3	384.9	377.0	381.4	
G33.0	375.3	383.4	392.3	399.6	397.7	388.7	378.9	370.9	375.3	
G34.0	368.9	377.5	386.3	394.2	392.0	382.7	372.9	365.2	368.9	
G35.0	362.8	371.5	381.0	388.3	386.3	377.4	366.7	358.5	362.8	
G36.0	356.4	364.9	374.8	382.9	380.3	371.0	361.1	351.8	356.4	

C Plane (°):0.0-360.0: 45.0
 Test Lab:
 Test Type: TYPE C
 Temperature: 25°C
 Operator: YAN

Gamma Plane (°):0.0-90.0:1.0
 Test Device: GPM-1600
 Distance: 8.450 m
 Humidity: 50%
 Inspector:

Candlepower Table (Continue 1)

Unit: cd

G\C	C0.0	C45.0	C90.0	C135.0	C180.0	C225.0	C270.0	C315.0	C360.0	
G37.0	349.7	358.3	368.3	376.4	374.3	364.7	354.8	345.6	349.7	
G38.0	342.9	352.0	361.8	370.5	368.2	358.3	347.3	338.7	342.9	
G39.0	336.1	345.8	355.9	364.3	361.1	351.8	340.7	332.0	336.1	
G40.0	329.1	339.1	349.4	357.7	355.3	345.2	333.9	324.8	329.1	
G41.0	322.1	332.1	342.4	351.2	348.7	338.4	326.8	318.1	322.1	
G42.0	315.0	324.4	335.2	344.7	342.1	330.9	320.0	310.9	315.0	
G43.0	308.0	317.5	329.0	337.5	335.2	324.9	312.8	303.4	308.0	
G44.0	300.7	310.6	321.7	330.5	328.5	317.4	305.5	296.2	300.7	
G45.0	293.3	303.2	314.9	323.5	321.7	309.6	298.0	289.3	293.3	
G46.0	285.8	295.9	307.6	317.2	314.5	302.4	290.8	281.6	285.8	
G47.0	278.5	289.3	299.8	309.6	307.2	295.4	283.3	274.0	278.5	
G48.0	270.8	280.8	292.0	303.1	299.4	287.4	275.8	266.4	270.8	
G49.0	263.1	273.3	284.6	295.4	291.5	280.3	268.0	258.6	263.1	
G50.0	255.1	265.6	276.8	287.8	284.8	272.3	260.4	250.9	255.1	
G51.0	247.5	257.9	269.4	280.6	277.3	264.7	252.3	242.9	247.5	
G52.0	239.3	250.3	261.5	273.3	269.3	256.8	244.7	235.2	239.3	
G53.0	232.3	242.2	253.9	265.3	261.5	249.1	236.8	226.9	232.3	
G54.0	224.3	234.3	245.8	257.3	253.8	241.4	228.8	219.3	224.3	
G55.0	216.5	226.2	238.1	249.4	246.2	233.5	220.7	210.8	216.5	
G56.0	208.1	218.6	230.0	241.8	238.0	225.1	212.9	202.5	208.1	
G57.0	200.1	210.1	222.2	234.2	230.1	217.2	204.4	194.3	200.1	
G58.0	191.8	203.0	213.9	226.0	222.0	209.1	196.3	186.0	191.8	
G59.0	183.7	194.7	205.7	217.8	213.7	200.4	187.9	177.5	183.7	
G60.0	174.9	186.9	197.4	209.8	205.2	192.1	180.9	169.1	174.9	
G61.0	167.0	178.2	189.3	201.4	197.0	183.9	172.2	161.1	167.0	
G62.0	158.4	170.0	180.8	193.6	188.9	175.4	163.9	152.5	158.4	
G63.0	148.8	161.5	172.4	185.1	180.3	167.2	155.7	143.8	148.8	
G64.0	140.1	153.1	164.0	176.8	171.8	158.4	147.1	135.4	140.1	
G65.0	131.8	144.6	155.6	168.2	163.7	150.2	138.8	126.9	131.8	
G66.0	123.5	136.3	147.1	159.9	155.0	141.6	130.2	117.1	123.5	
G67.0	114.8	128.0	138.8	151.5	146.3	132.9	121.2	108.3	114.8	
G68.0	106.2	119.4	130.2	143.2	138.0	124.2	113.2	100.3	106.2	
G69.0	97.9	110.9	121.8	134.4	129.3	115.6	104.6	91.4	97.9	
G70.0	89.7	102.5	113.0	125.9	120.7	108.1	95.8	83.1	89.7	
G71.0	81.1	93.8	104.7	117.5	111.8	99.6	87.6	74.7	81.1	
G72.0	72.8	85.5	95.9	108.9	103.2	89.6	78.7	66.3	72.8	
G73.0	64.7	77.4	88.9	100.2	94.5	80.5	70.5	58.1	64.7	

C Plane (°):0.0-360.0: 45.0
 Test Lab:
 Test Type: TYPE C
 Temperature: 25°C
 Operator: YAN

Gamma Plane (°):0.0-90.0:1.0
 Test Device: GPM-1600
 Distance: 8.450 m
 Humidity: 50%
 Inspector:

