

PRODUCT & TECHNICAL INFORMATION

Model: ALMSB1LED

Supply: 220-240V ~ 50Hz

Wattage: 2 x 5W LED GU10

Lumens: 900 (450 per lamp)

Colour Temperature: 3000k

Ingress Protection: IP65

Use: Indoor & Outdoor (Permanent use)

Operating Position: Rigid Vertical surface




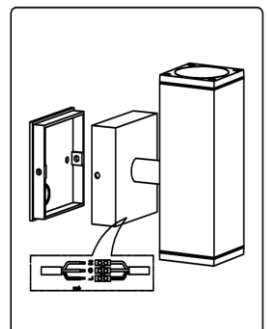
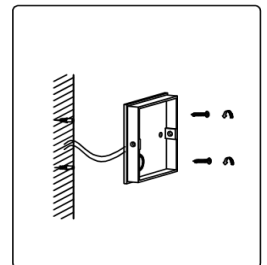
SAFETY WARNINGS

- Always read the instructions carefully before installation, failure to do this could result in damage to the product, property or harm to the installer.
- This product must be installed by a licensed electrician in accordance with the Australian / New Zealand Wiring Rules AS/NZS 3000.
- It is recommended that this product be used on a circuit board protected by an Earth Leakage Circuit Breaker or Safety Switch.
- Allow suitable ventilation around the light fitting and do not cover with any material.
- Do not immerse any part of the light fitting in water or any other liquids.
- Regularly inspect the light fitting to ensure that no damage has occurred, if damage is found cease use and replace. Do not attempt to modify this fitting in any way.
- The LED Driver is not replaceable.

INSTALLATION PROCEDURE

- Ensure power to the circuit is isolated for the duration of the installation.
- Ensure all packaging materials are fully removed prior to installation.

1. Select the appropriate mounting position. Remove the back cover by undoing the nuts on the base plate.
2. Use the base as a template to mark the appropriate mounting holes, once done fit the base to the surface accordingly.
3. Connect the wiring to the terminal block. If a **Green/Yellow** (Earth) wire is available, it must be connected between the base plate and contact terminal marked with . **Brown** (Active) must be connected to the contact marked 'A' or 'L'. **Blue** (Neutral) must be connected to the contact marked 'N'.
4. Please ensure that any connection made complies with New Zealand Electrical Wiring Rules AS/NZS 3000.
5. Energise the circuit at the mains then turn the individual switch 'ON'.
6. Your light fitting should now operate.



CARE AND CLEANING

Prior to any cleaning or maintenance ensure the power is off at the wall switch and the luminaire is cool. To clean wipe exterior with a damp cloth. Do not immerse in water.

PROOF OF PURCHASE

Please retain your purchase receipt for all warranty claims.

WARRANTY

Your product is warranted against faults and manufacture when used in normal domestic use for a period of one year.

We undertake to replace this product at no charge if found to be defective due to a manufacturing fault during the warranty period. This warranty excludes damage caused by misuse, neglect, shipping accident, incorrect installation, or work carried out by anyone other than a qualified electrical service technician.

If your product fails to operate satisfactorily, please return it to the retailer from whom it was purchased to obtain a replacement product. You will need to produce satisfactory evidence of date of purchase. If the product is to be replaced (cannot be repaired) then that replacement will be of the same or similar product or accessory excluding packaging, instruction card etc.

In New Zealand product is covered by the Consumers Guarantee Act (1993). In accordance with the act consumers are advised that: The manufacturer does not undertake that repair facilities and parts are necessarily available for this product.

KEEP IN A SAFE PLACE FOR FUTURE REFERENCE

CDB  GROUP

New Zealand

PO Box 100-707

N.S.M.C

Auckland

Phone +64 (0)9 917 4000

Phone 0800 232 633

info@cdb.co.nz

Australia

PO Box 574

South Morang

Victoria, 3752

Phone +61 (0)3 9336 4423

Phone 1300 465 324

info@cdbgoldair.com.au